

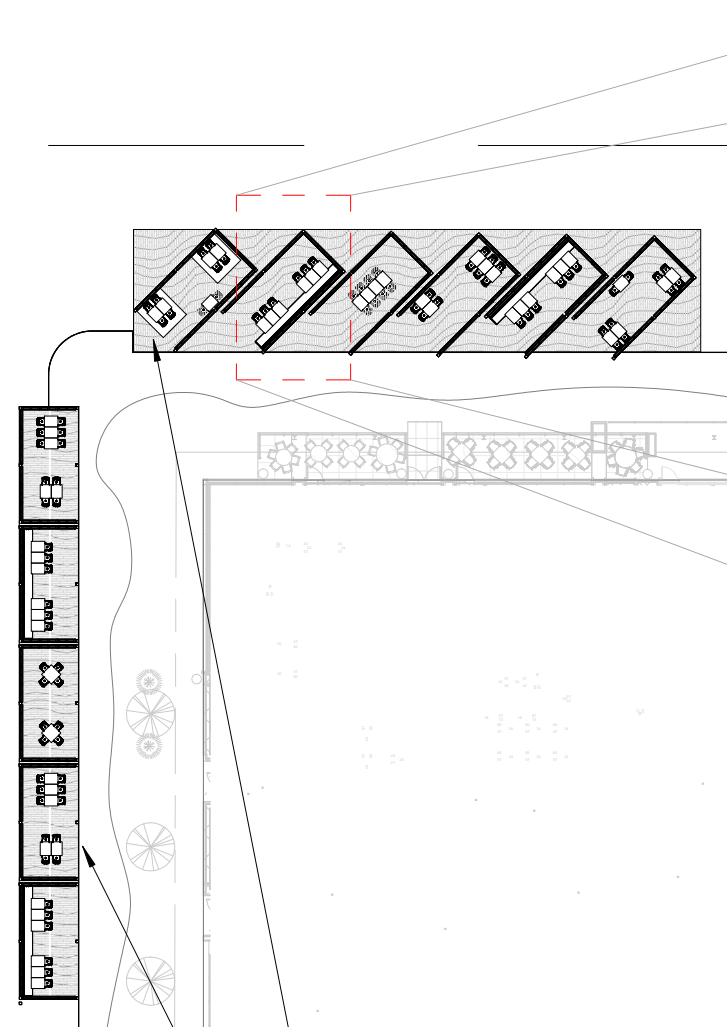


Palate (in a) Parking Space

OCTOBER 26, 2020



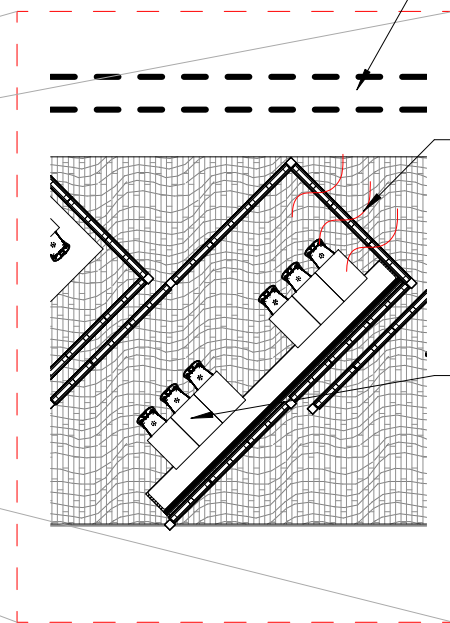
**SITE PLAN**



**Angle or Head-In Scenario**

**Parallel Scenario**

**FUNCTION**



**SAFETY**

Jersey barrier to separate vehicle traffic from outdoor seating areas

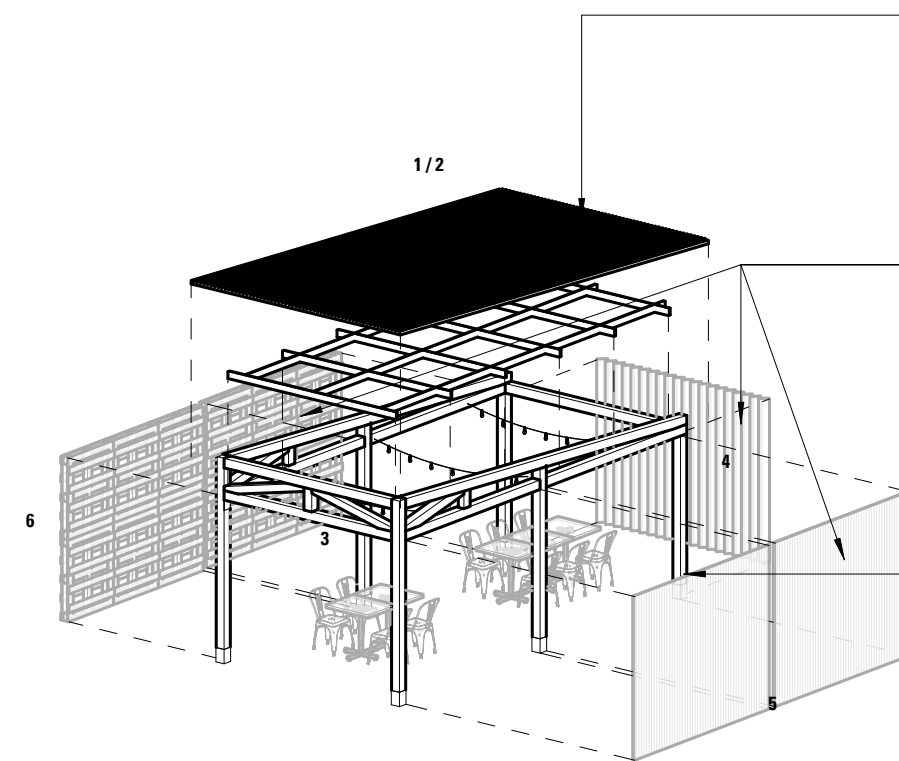
**VENTILATION**

Unit is enclosed on two sides permeable on one side and open on the entry / service side. This qualifies as an outdoor space per current guidelines

**OCCUPANT COMFORT**

Reconfigurable seating groups (2-top/4-top/6-top). Forced air - Propane driven warm air from Construction Site style heaters. Heater can be sized to accommodate multiple structures, and warmed air can be delivered through manifold to multiple units. Alternately, electric radiant heat units attached to truss structure can be used

**ASSEMBLY**



**ROOF ASSEMBLY OPTIONS**

- 1. Standing seam metal sheet
- 2. Translucent corrugated roof sheet

**WALL ASSEMBLY OPTIONS**

- 3. Standard wood pallets
- 4. Louvered slats - operable
- 5. Polygal polycarbonate sheet

**FRAME ASSEMBLY OPTIONS**

- 6. 5 1/2" x 5 1/2" timber post & beam
- 7. Steel frame?



IMAGE 1



IMAGE 2



IMAGE 3




IMAGE 4




IMAGE 5



IMAGE 6

# Colorado Restaurant Winter Outdoor Dining Team 6 - Mountain Resort Area Street

## Budget Range

**October 23, 2020**

Scope of Work	Low End Budget (10x20 module) - 10-12 seats				High End Budget (10x20 module) - 10-12 seats			
	Quantity	UM	Unit \$	Total Cost	Quantity	UM	Unit \$	Total Cost
<b>Structure/Enclosure</b>								
Steel Frame	200 sf		\$7.00	\$1,400	200 sf		\$20.00	\$4,000
Roof Deck	200 sf		\$3.00	\$600	200 sf		\$8.00	\$1,600
Wall Paneling	400 sf		\$4.00	\$1,600	400 sf		\$12.00	\$4,800
				\$0				\$0
<b>Flooring</b>								
Floor Deck Frame	250 sf		\$0.00	\$0	250 sf		\$2.00	\$500
Plywood Flooring	250 sf		\$0.00	\$0	250 sf		\$1.50	\$375
Curb tie-in	1 ls		\$100.00	\$100	1 ls		\$100.00	\$100
				\$0				\$0
<b>Electrical</b>								
Power to module	1 ls		\$500.00	\$500	1 ls		\$750.00	\$750
Light Fixtures/Branch Wiring	5 ea		\$200.00	\$1,000	5 ea		\$300.00	\$1,500
				\$0				\$0
<b>Temporary Heating</b>								
Temp Gas Heater (Rental of Purchase)	1 ls		\$750.00	\$750	1 ls		\$750.00	\$750
Connection to Gas Line	1 ls		\$200.00	\$200	1 ls		\$500.00	\$500
Flex Duct	1 ls		\$100.00	\$100	1 ls		\$100.00	\$100
				\$0				\$0
<b>Indirect Costs</b>								
Contractor GCs, Fee, Insurance, Permits, etc.				\$1,563				\$3,744
	Total ROM Low End Option:			<b>\$5,900</b>	Total ROM Low End Option:			<b>\$13,200</b>
	Total ROM \$/SF			<b>\$29.50</b>	Total ROM \$/SF			<b>\$66.00</b>
	Total ROM \$/Seat			<b>\$590</b>	Total ROM \$/Seat			<b>\$1,320</b>